



Re-inventing the world of beverage dispensers



ELECTRONIC

I-PRO2



I-PRO

The most advanced slush machine in the world

Autofill Premix



Autofill Postmix



An absolute **innovation** by SPM Drink Systems. These units are unique in design and deliver **superior** performance.

The exclusive **insulated** bowls powered by **i-Tank™** technology minimises the influence of external temperature, increases the cooling power and enhances product consistency. It reduces condensation on the outer bowl enhancing the product attractiveness.

The **i-Tank™** coupled with the electronic control system on the I-Pro Electronic range assures **optimum** performance and energy **efficiency**.

The I-Pro range is ideal for convenience stores, bars, fast-food chains, kiosks, restaurants, hotels etc.

All models are available with **autofill** systems (premix and postmix).



- Energy Saving*
- Effective Cooling
- Condensation Reduction
- Also available with an illuminated front panel (right)



iTank™
TECHNOLOGY



ELECTRONIC

| Technical Data | | I-PRO1 | | I-PRO2 | | I-PRO3 | |
|-----------------------------|------|-------------------------|--------|------------------|--------|------------------|--------|
| | | Electronic | Manual | Electronic | Manual | Electronic | Manual |
| Insulating Bowl I-TANK™ | num | 1 | | 2 | | 3 | |
| Capacity (finished product) | 1 | 11 | | 11+11 | | 11+11+11 | |
| Cover | | LED-based cold lighting | | | | | |
| Cooling system | | Air | | | | | |
| Control board | | Capacitive | Manual | Capacitive | Manual | Capacitive | Manual |
| Defrost mode | | Automatic/Manual | Manual | Automatic/Manual | Manual | Automatic/Manual | Manual |
| Accessories (not included) | | Autofill Pre/Post Mix | | | | | |
| Refrigerating gas | | R 404 a | | | | | |
| Dimensions (W x D x H) | cm | 20 x 58 x 87 | | 40 x 58 x 87 | | 60 x 58 x 87 | |
| Net weight | kg | 39 | | 60 | | 81 | |
| Standard voltage | V/Hz | 230/50 | | | | | |
| Special voltage | V/Hz | 220/60 - 115/60 | | | | | |
| Absorption | Watt | 425 | 500 | 880 | 980 | 1400 | 1420 |
| Standard colours | | White/Black | | | | | |
| Machines per pallet | | 12 | | 8 | | 4 | |
| Pallet dimensions | cm | 80x120x200 | | 90x120x200 | | 65x120x200 | |
| Pallet gross weight | kg | 490 | | 550 | | 350 | |

Tanks work independently. Lockable lid. Always read the User's Manual.

Features



MECHANICAL

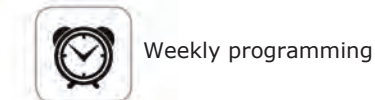
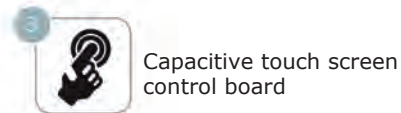
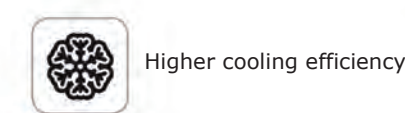
The I-Pro Mechanical range has innovative and distinct features. The introduction of the i-Tank™ technology and LED cold lighting distinguish it from the traditional slush machine.

The I-Pro Electronic range is a genuine revolution in the industry. Design and technology combine into a unique slush dispensing system allowing it to achieve energy saving as high as 60%.*

Autofill capability allows the bowls to remain full at all times making the product in the unit look attractive and invites impulse sales. Acoustic and visual indicators when product is empty or water supply shut off.

*Comparative test done with other machines of the same category branded SPM Drink Systems

Selling Point



SPM DRINK SYSTEMS AUSTRALIA
3/107 Stephen Road, Botany NSW 2019 • PO Box 622, Matraville NSW 2036
Tel. +61 2 9316 7878 • Fax +61 2 9316 7979
www.spmdrinksystems.com.au • info@spmdrinksystems.com.au



v.0716